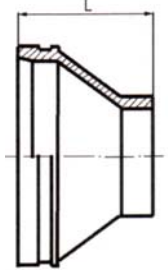
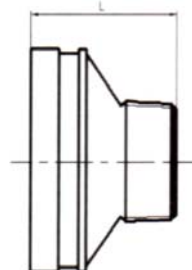
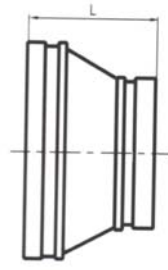


CONCENTRIC REDUCER

Model: RDC01 / RDC02 / RDC03



RDC01
(Grooved x Grooved)

RDC02
(Grooved x Threaded)

RDC03
(Grooved x Threaded)



Nominal Size Inches	Pipe O.D. mm/in	Working Pressure psi/kPa	RDC01 Concentric Reducer (Grooved x Grooved)		RDC02 Concentric Reducer (Grooved x Threaded)		RDC03 Concentric Reducer (Grooved x Threaded)	
			Size L mm/in	Net Weight Approx kg	Size L mm/in	Net Weight Approx kg	Size L mm/in	Net Weight Approx kg
2X ³ / ₄	60.3X26.9 2.375X1.050	500 3450					64.0 2.50	0.35
2X1	60.3X33.4 2.375X1.315	500 3450					64.0 2.50	0.43
2X1 ¹ / ₄	60.3X42.2 2.375X1.660	500 3450	64.0 2.50	0.37			64.0 2.50	0.47
2X1 ¹ / ₂	60.3X48.3 2.375X1.900	500 3450	64.0 2.50	0.37			64.0 2.50	0.48
2 ¹ / ₂ X2	73.0X60.3 2.875X2.375	500 3450	64.0 2.50	0.50				
3X ³ / ₄	88.9X26.9 3.500X1.050	500 3450					64.0 2.50	0.66
3X1	88.9X33.4 3.500X1.315	500 3450			64.0 2.50	0.58	64.0 2.50	0.67
3X1 ¹ / ₂	88.9X48.3 3.500X1.900	500 3450	64.0 2.50	0.72			64.0 2.50	0.72
3X2	88.9X60.3 3.500X2.375	500 3450	64.0 2.50	0.69			64.0 2.50	0.93
3X2 ¹ / ₂	88.9X73.0 3.500X2.875	500 3450	64.0 2.50	0.77			64.0 2.50	0.98
4X1	114.3X33.4 4.500X1.315	500 3450					76.0 3.00	1.11
4X1 ¹ / ₂	114.3X48.3 4.500X1.900	500 3450	76.0 3.00	1.18			76.0 3.00	1.16
4X2	114.3X60.3 4.500X2.375	500 3450	76.0 3.00	1.11	76.0 3.00	1.10	76.0 3.00	1.30
4X2 ¹ / ₂	114.3X73.0 4.500X2.875	500 3450	76.0 3.00	1.19			76.0 3.00	1.38
4X3	114.3X88.9 4.500X3.500	500 3450	76.0 3.00	1.25			76.0 3.00	1.62
6X1	168.3X33.4 6.625X1.315	500 3450					102.0 4.00	2.36

6X2	168.3X60.3 6.625X2.375	500 3450	102.0 4.00	2.65			102.0 4.00	2.71
6X2 ¹ / ₂	168.3X73.0 6.625X2.875	500 3450	102.0 4.00	2.74				
6X3	168.3X88.9 6.625X3.500	500 3450	102.0 4.00	2.81				
6X4	168.3X114.3 6.625X4.500	500 3450	102.0 4.00	2.971				
6X5	168.3X141.3 6.625X5.563	500 3450	102.0 4.00	3.23			102.0 4.00	3.55
8X2 ¹ / ₂	219.1X73.0 8.625X2.875	500 3450	127.0 5.00	4.84			127.0 5.00	5.02
8X3	219.1X88.9 8.625X3.500	500 3450	127.0 5.00	4.99			127.0 5.00	5.05
8x4	219.1X114.3 8.625X4.500	500 3450	127.0 5.00	5.11			127.0 5.00	6.32
8x5	219.1X141.3 8.625X5.563	500 3450	127.0 5.00	5.40				
8X6	219.1X168.3 8.625X6.625	500 3450	127.0 5.00	6.01	127.0 5.00	5.74	127.0 5.00	5.97

Material: Housing - Ductile iron conforming to ASTM A-536, Grade 65-45-12

Protective Coatings: ▪ Non-lead orange paint ▪ Fire brigade red (optional) non - lead paint
▪ Hot dipped galvanized conforming to ASTM A-153

Specifications, illustrated materials and descriptions are accurate as known at time of publication and are subject to change without notice.